



SEEMAX[®] International School
vision upto max[™] limit (Umbrella Organisation-Om Sarla Babu Educational Trust)

SUMMER HOLIDAY HOMEWORK

2023-24

Class- I



NAME _____



DEAR PARENTS,
GREEN GREETINGS!

“DESPITETHEHOTSUN,WECANSTILLHAVEA

LOTOF FUN, SO VACATION IS HERE

FOR A SWEET RETREAT”. SUMMER HOLIDAYS

ARE ROUND THE CORNER AND HERE WE ARE

WITH SOME FRUITFUL ACTIVITIES DESIGNED

AT SEEMAX INTERNATIONAL SCHOOL TO ENHANCE

CHILDREN’S CREATIVITY

AND INNOVATION FOR PROGRESSIVE

LEARNING.

Holiday Homework for Class 1 (2023-2024)

1. Read the suggested Scholastic books- **a) The Bundle of Sticks Chapter-1.**

An activity related to these books would be conducted in the month of July.

2. Encourage your ward to use simple sentences, words and phrases in English at home as well. Make them practice the following sentences:

- May I go to play?
- May I go to the washroom please?
- May I drink water please?
- May I go to wash my hands?
- I have finished my work.
- Mummy, may I help you in the kitchen?
- Mummy, I am hungry.
- Use of magic words like- excuse me, sorry, thank you and please.

3. Watch English movies like- Up, Moana, Charlie and the Chocolate Factory, Toy Story etc.
4. Write 1 Page Writing Per Day from your English Literature book.
5. Complete the given pages in '**English Grammar and Composition**' book- pg- 13,14, 17 and 76.
6. **Activity-Theme- Health and Hygiene:** Make 2 flashcards on - Healthy Habits. The flashcards should have pictures with short sentences related to the pictures.

Sample-



विषय – हिंदी

विषय – हिंदी

भूमिका : स्वच्छता और स्वास्थ्य

स्वच्छता और स्वास्थ्य दोनों का महत्त्व हमारे दैनिक जीवन में महत्त्वपूर्ण माना गया है। अगर स्वच्छता है तो स्वास्थ्य भी बेहतर होगा। अगर देश, दुनिया और खुद के घर को साफ़ और सुथरा रखा जाए तो कोई बीमारी ग्रसित नहीं कर सकती।



हम अगर अपने स्वस्थ भोजन में कई सारे फल सब्जियों को शामिल करते हैं, तो हम सभी लोग कई सारी घातक बीमारियों से दूर रह सकते हैं। इसी उद्देश्य की पूर्ति हेतु आइए हम सब इस दिशा में प्रयत्न करें।

परियोजना कार्य :

संबंधित विषय : स्वास्थ्य ही असली सोना है , जो स्वस्थ नहीं उसे जीवन भर रोना है।

‘ घर का पोष्टिक आहार खाओ, ताज़ी सब्जियाँ फल ले आओ ‘


- ❖ स्वस्थ रहने के लिए हमें किन-किन फल और सब्जियों को अपने भोजन में शामिल करना चाहिए ? उनके चित्र एक सुंदर कोलॉज के माध्यम से दर्शाते हुए (ए-4 शीट) पर उनके नाम लिखें।

Mathematics

1. Integrated Activity:

Topic: Health and Hygiene

Activity: Complete the following meal table (what you eat in a week) and paste the pictures of different meals accordingly on an A-4 size sheet. Follow the example given below.

Food items	No. of times you ate during the week.	Paste pictures
Rice	3	
Dal		
Pulses		
Milk		
Curd		
Chapatti		

2. Worksheets on Maths Page no 25 to 39.

EVS

1. Read lesson- 1 & 2

2. Learn the exercises of lesson-1 and 2 from book and notebook.

Project Work

Our Cleaning Helpers

1. Think of the things which we use for our health and hygiene.
2. Click your pictures while using these things eg: soap, nail cutter, sanitizer etc.)
3. Paste your any five pictures on a flower shaped coloured paper cut out with an ice-cream stick pasted behind it.
4. Take any waste bowl with sand in it. Grow any 1 flower in it.

Computer Science

Read Lesson-1 Computer-A Smart Machine

Learn spellings- Computer, Machine, Monitor, Keyboard, Mouse, Natural, Things, Manmade.

Let's get creative: On A-4 size coloured sheet paste things which are man-made and things which are natural. Find the pictures from newspaper or magazines etc.

Art and craft

Draw and colour in your chart paper


1. Your favourite cartoon character
2. Parrot sitting on the tree
3. Bunny

कक्षा - 1


विषय -हिंदी

अभ्यास पत्र -1

1. चित्रों के नाम लिखिए



2. चित्र देखकर दो अक्षर शब्द बनाइए -




अभ्यास पत्र -2

1. चित्र देखकर तीन अक्षर शब्द बनाइए -

 क _____	 क _____	 म _____
 न _____	 म _____	 ब _____
 श _____	 क _____	 स _____
 स _____	 भ _____	 र _____

2. चित्र देखकर शब्द लिखिए -



3. आ (ा) की मात्रा लगाकर शब्द बनाइए -

मात्रा की यात्रा

† की मात्रा सही स्थान पर लगाओ।

रम्....

ब...ज...

सीत्...

क...ल...

राज़्...

पपीत्....

अ...म्

द....म

म...म.....

र...ध...

हर...

दीय...

मीर...

अ...ज...

4. अपनी पाठ्य पुस्तक में से दो कविता लिखो व चित्र बनाओ (चार्ट पेपर)

Worksheet (Topic-Numbers)

NAME _____ R.NO. _____ CLASS – 1 _____

Q. Fill in the missing numbers by forward

counting: A. 12 , 13 , _____ , _____ , 16 , 17 , _____ , 19 , 20

B. 25 , 26 , 27 , _____ , 29 , 30 , _____ , _____ , 33

C. 40 , 41 , _____ , _____ , 44 , 45 , _____ , _____

D. 55 , 56 , 57 , _____ , _____ , _____ , 61 , 62 , 63

E. 69 , _____ , _____ , 72 , 73 , 74 , 75 , _____ , _____

F. 88 , 89 , 90 , _____ , _____ , _____ , 94 , 95 , 96 , 97

G. 92 , _____ , _____ , _____ , _____ , 97 , 98 , 99 , 100

Q. Fill in the missing numbers by backward

counting:

A. 100, 99 , 98 , _____ , _____ , _____ , 94 , 93 , 92

B. 89, 88 , _____ , 86 , 85 , _____ , _____ , 82 , 81

C. 80, _____ , 78 , 77 , _____ , _____ , 74 , 73 , 72

D. 65, 64, 63, 62, _____ , _____ , _____ , 58

E. 52, 51, 50 , _____ , _____ , _____ , 46 , 45 , _____

F. 31, _____ , 29 , _____ , 27 , _____ , 25 , _____

G. 20, _____ , 18 , _____ , 16 , _____ , 14 , _____ , 12

What comes after?

- 12 , _____
- 18 , _____
- 23 , _____
- 29 , _____
- 35 , _____
- 37 , _____
- 42 , _____
- 49 , _____
- 56 , _____
- 59 , _____
- 61 , _____
- 68 , _____
- 77 , _____
- 80 , _____
- 89 , _____
- 93 , _____
- 99 , _____

What comes before?

- _____, 10
- _____, 16
- _____, 21
- _____, 28
- _____, 30
- _____, 37
- _____, 42
- _____, 49
- _____, 55
- _____, 60
- _____, 66
- _____, 71
- _____, 79
- _____, 80
- _____, 88
- _____, 90
- _____, 100

Learn and Write table 2 to 10 in copy

EVS Worksheet 1

Name: _____ Class: 1 _____ Roll No: _____

Q1. Look at the word grid and search the words given in the box. Mark the things we do with our legs (with green) and mark the things we do with our hands (with yellow).

Paint, Eat, Write, Skip, Hold, Stand, Throw, Run, Jump

A	G	W	R	H	O	L	D	T
D	U	R	U	N	X	S	G	E
K	K	I	O	Q	Y	T	V	P
J	L	T	P	T	T	A	F	O
U	N	E	A	T	H	N	S	I
M	S	K	I	P	R	D	R	U
P	B	J	N	C	O	Z	D	H
V	N	M	T	B	W	A	L	K

Q2. Write the names of the body parts that rhyme with the given word:

Band - _____

Close - _____

South - _____

Peg - _____

Meet - _____

EVS Worksheet 2

Name: _____ Class: 1 _____ Roll No: _____

Think and Answer

Choose and answer from the given words:

Feet	Hands	Stomach	Chin	Legs	Thumb	Eyes	Shoulders
------	-------	---------	------	------	-------	------	-----------

1. We have two of these and use them for walking.

2. We have two and use them for clapping, writing etc. We wear gloves on them. _____

3. A short thick finger. We put it up to show we like something.

4. This is where your food goes when you eat. _____

5. The part of the face under your mouth. _____

6. We put our shoes on these. _____

7. You use these to see things. _____

8. These connect your arms to your body. _____


SUBJECT: COMPUTER SCIENCE HOLIDAY HOMEWORK

Name of the student _____ Class 1_Sec _____ Roll No _____

Q1. Identify the different parts of the computer. Write the names in the blank boxes.



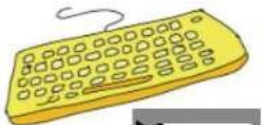
Q2. Fill in the missing letters:



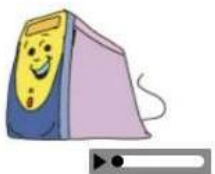
M _ N _ T _ R



_ O _ S _




K _ E _ B _ O _ D



C _ _
C _ _

Q3. Write 'E' if the machine runs of electricity, 'F' if the machine runs on fuel and 'H' if the machine runs on human power.



Holic